


**BY YOUR  
WORDS  
I CAN SEE  
WHERE  
I'M GOING;  
THEY  
THROW A  
BEAM OF  
LIGHT ON  
MY DARK  
PATH.**

PSALM 119:105



### **RESOURCES TO LIGHT YOUR WAY:**

- Check out the Book Store resources in the lobby of Hillcrest Church
- Email any questions to:  
[DiscoveryTrail@HCBellingham.com](mailto:DiscoveryTrail@HCBellingham.com)
- Contact:  
[Christian.L@HCBellingham.com](mailto:Christian.L@HCBellingham.com)  
[Tim.K@HCBellingham.com](mailto:Tim.K@HCBellingham.com)

**HILLCREST**  
C H U R C H

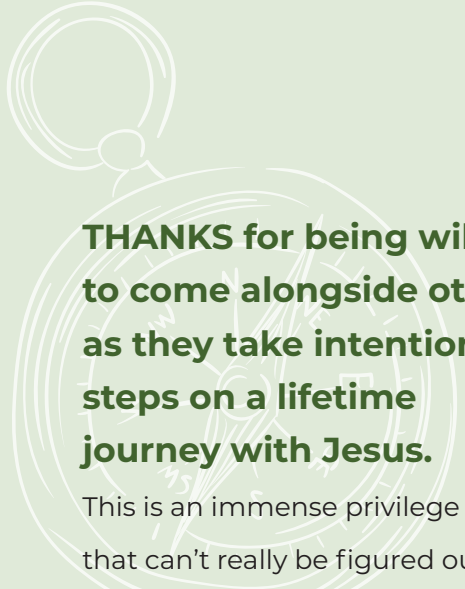
1400 Larrabee Ave, Bellingham, WA 98226  
360.733.8400 [www.HCBellingham.com](http://www.HCBellingham.com)

love God | grow together | care for the world

## **HOW TO BE A GUIDE ON THE DISCOVERY TRAIL**

**INSTRUCTIONS  
FOR A SUCCESSFUL  
JOURNEY!**





## THANKS for being willing to come alongside others as they take intentional steps on a lifetime journey with Jesus.

This is an immense privilege that can't really be figured out in advance but simply requires an ongoing willingness to be involved in someone's life — thinking, praying, and talking honestly about faith. The accompanying *Discovery Trail Guidebook* is designed to point the way and provide some big waypoints but not control the conversation. Many of the good things that happen will come in the natural give-and-take of walking and talking alongside another person. To help you get ready, we recommend the following 5 pieces of advice.

### 1. BE HONEST

Share truthfully about struggles and questions; be honest about your story and what keeps you compelled toward Jesus. Be ready to confess your own messes. A facade will hamper the relationship; honesty breaks down walls and brings both walkers closer to Jesus.

### 2. BE RESPONSIVE

If your person reaches out to you or asks questions, don't leave them waiting too long. For a while, you will be a real life line to this unique human being.

### 3. BE PREPARED

Review the whole *Discovery Trail Guidebook* before you begin – know what to expect. Come to each meeting with the promised work completed. This is really one of the greatest ways to invest your life - so keep it central.

### 4. STAY CLOSE TO JESUS

The best thing you will bring into this journey is your intimacy with Jesus through the Holy Spirit. Intimacy will trump every clever answer or perceived authority. Combined with honesty and preparation, intimacy with Jesus combines to make the key attributes of a good guide.


### 5. ENJOY THE JOURNEY!


You don't have to be an expert. You get to be a fellow adventurer-learner! Remember that Jesus and the Holy Spirit are the ultimate guides of this journey.


## THANK YOU!

What you are doing is the great work of Jesus followers – discipling believers who will in turn disciple others.

### How to be a Trail Guide within the three common sections of each chapter:

 **READ:** This is such a critical point - read the Scriptures. Perhaps even re-read together. Do not supply all the answers. Don't jump to other references. This requires discipline. Just let the Scripture speak for itself. Ask over and over, "what is this part of the Bible saying to us?"

 **PRAY:** Without the guidance of the Holy Spirit and prayer in Jesus' name, this is only religious language. Keep prayers simple. Invite your journey partner to simply talk to Jesus when they are ready. Provide an example of seeking the Spirit first with normal, genuine language and ideas.

 **DISCUSS:** This part is the most fun! You don't have to be the expert in Scripture and theology. You are just the guide walking them along the trail Jesus created for us all. Point out some sights and pitfalls, but mostly guide them to discover the trail and insights along with you and Jesus.